

PROJECT:	TYPE:	CATALOG #:	CYNE - 15 - - - - - DMXSY - - -
			CYNE - 15-15 - - - - - WM2 - - - DMXSY -

PROFILE

LIGHT SOURCE	15.0W
OPTICS	20°, 30°
CCT	RGBW
PERFORMANCE	UP TO 8287 PEAK CANDELA
VOLTAGE	UNIVERSAL 120-277 V
POWER	INTEGRATED POWER SUPPLY
CONTROL	DMX SYSTEM RESOLUTION
DIMENSIONS	11" X 7.375" X 5.25", 16" X 7.375" X 5.25"
WEIGHT	11" FIXTURE: 7.0LBS(3.2 KG), 16" FIXTURE: 14.0LBS(6.4 KG)
HOUSING	EXTRUDED ALUMINUM HOUSING
LENS	TEMPERED GLASS
FINISH	HIGH DURABILITY POWDER COATING
WARRANTY	5-YEAR LIMITED
OPERATING TEMP	-30° C TO 45° C
LUMEN MAINTENANCE	84,000 HOURS
CERTIFICATION	ETL AND cETL FOR WET LOCATION

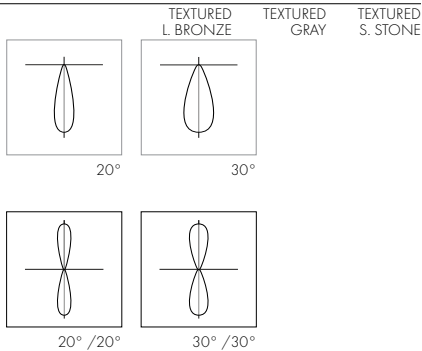


STANDARD FINISHES

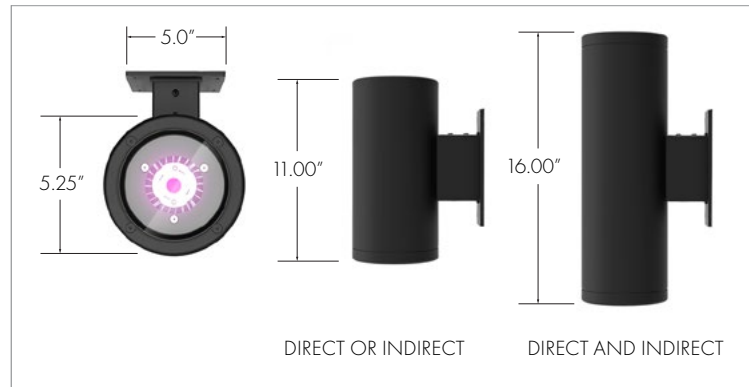


OPTICS

NOT ALL AVAILABLE OPTICS SHOWN



DIMENSIONS



ACCESSORIES / OPTIONS



CORROSION RESISTANT FINISH

PROJECT:	TYPE:	CATALOG #:	CYNE - 15 - - - - - DMXSY - - -
			CYNE - 15-15 - - - - - WM2 - - - DMXSY -

SPECIFICATION

DIRECT OR INDIRECT (11" FIXTURE)

CYNE	15				DMXSY			
1	2	3	4	5	6	7	8	9

1 FIXTURE	2 WATTAGE	3 CCT	4 OPTICS	5 MOUNTING	6 VOLTAGE	7 CONTROLS	8 FINISH	9 OPTIONS
CYNDER CYNE	15 WATTS 15	RGBW RGBW DMX Programming and distribution kit required see below for details	20° 20 30° 30	CEILING, DOWNLIGHT CMD WALL, DOWNLIGHT WMD WALL, UPLIGHT WMU PENDANT, DOWNLIGHT PND	UNIVERSAL UNV 120V - 277V	DMX SYSTEM RESOLUTION DMXSY A DMX programmer for proper mixing is required. Must order separately. For independent fixture control, please contact factory.	TEXTURED WHITE TW TEXTURED BLACK TBL TEXTURED BRONZE TBR TEXTURED LIGHT BRONZE TLB TEXTURED GRAY TG TEXTURED SANDSTONE TS CUSTOM COLOR CC Contact factory for custom color. Additional charges will apply.	CORROSION RESISTANT FINISH CRF Corrosion Resistance Complies with ASTM B117 standard CRF is recommended for coastal or extreme exterior environments

DIRECT AND INDIRECT (16" FIXTURE)

CYNE	15-15					WM2		DMXSY		
1	2	3	4	5	6	7	8	9	10	11

1 FIXTURE	2 WATTAGE	3 CCT INDIRECT	4 CCT DIRECT	5 OPTICS INDIRECT	6 OPTICS DIRECT	7 MOUNTING	8 VOLTAGE	9 CONTROLS	10 FINISH	11 OPTIONS
CYNDER CYNE	15 WATTS 15-15	RGBW RGBW	RGBW RGBW DMX Programming and distribution kit required see below for details	20° 20 30° 30	20° 20 30° 30	WALL MOUNT WM2 Direct and Indirect	UNIVERSAL UNV 120V - 277V	DMX SYSTEM RESOLUTION DMXSY A DMX programmer for proper mixing is required. Must order separately. For independent fixture control, please contact factory.	TEXTURED WHITE TW TEXTURED BLACK TBL TEXTURED BRONZE TBR TEXTURED LIGHT BRONZE TLB TEXTURED GRAY TG TEXTURED SANDSTONE TS CUSTOM COLOR CC Contact factory for custom color. Additional charges will apply.	CORROSION RESISTANT FINISH CRF Corrosion Resistance Complies with ASTM B117 standard CRF is recommended for coastal or extreme exterior environments

ORDER DMX DISTRIBUTION & PROGRAMMING KIT REQUIRED FOR ALL COLOR CHANGING APPLICATIONS

DMX DISTRIBUTION & PROGRAMMING KIT - REQUIRED
DMX PROGRAMMING TOOL LPT One DMX programming/troubleshooting tool is required for field re-addressing of factory DMX settings.
DMX/RDM DISTRIBUTION KIT (3 OUTPUTS) - IP67 CDS-RDM DMX/RDM DISTRIBUTION KIT consists three outputs. Each output is limited to (1) run per output, up to 32 fixtures max. Three terminators are included for end of line termination.

PROJECT:	TYPE:	CATALOG #:	CYNE - 15 - - - - - DMXSY - - -
			CYNE - 15-15 - - - - - WM2 - - - DMXSY -

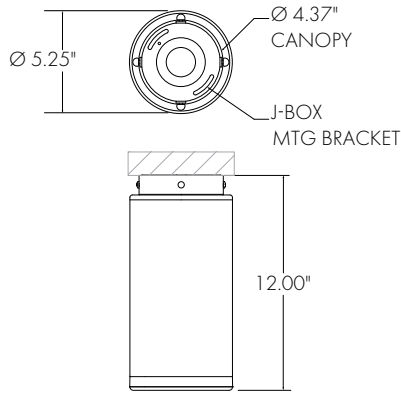
FIXTURES PER CIRCUIT - BASED ON 13AMP CIRCUIT

	15 WATTS	
FIXTURE	120V	277V
DIRECT OR INDIRECT	104	240
DIRECT AND INDIRECT	52	120

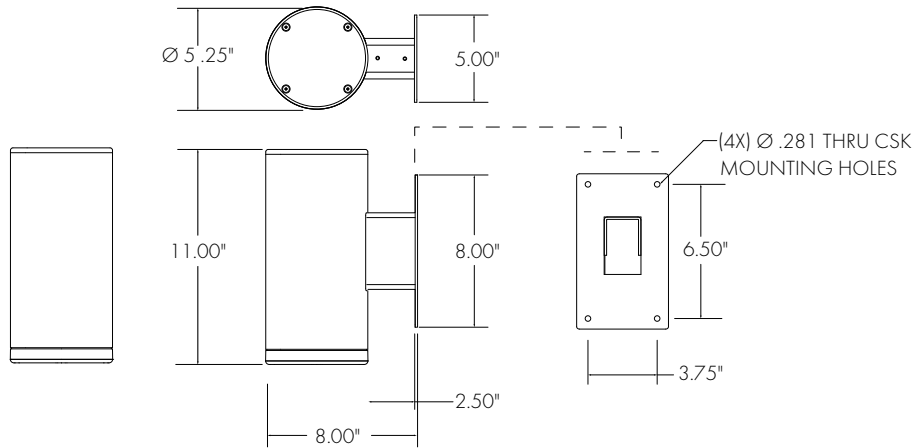
PROJECT:	TYPE:	CATALOG #:	CYNE - 15 - - - - - DMXSY - - -
			CYNE - 15-15 - - - - - WM2 - - - DMXSY - - -

DIMENSIONS

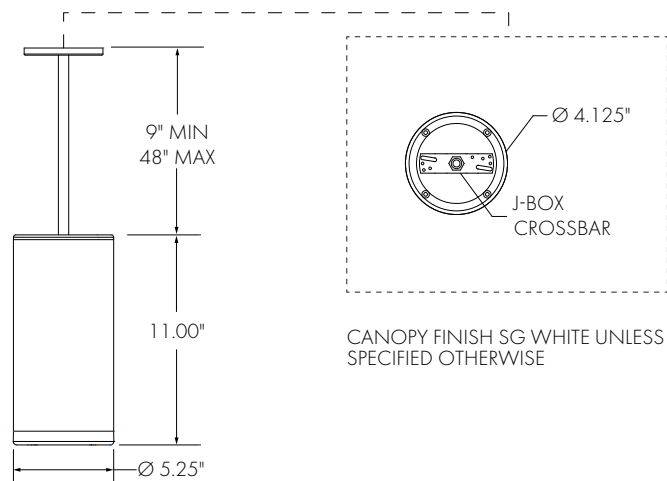
CMD - CEILING MOUNT DOWNLIGHT



WMU, WMD - WALL DOWNLIGHT OR UPLIGHT



PND - PENDANT DOWNLIGHT (FOR INTERIOR USE ONLY)



PROJECT:	TYPE:	CATALOG #:	CYNE - 15 - - - - - DMXSY - - -
			CYNE - 15-15 - - - - - WM2 - - - DMXSY -

DIMENSIONS

WM2 - WALL DIRECT AND INDIRECT

